

# DELHI POLLUTION CONTROL COMMITTEE

## WATER LABORATORY

4<sup>th</sup> Floor I.S.B.T. Building Kashmiri Gate Delhi-6

visit us at : <http://dpcc.delhigovt.nic.in>

### ANALYSIS REPORT OF GROUND WATER NEARBY GAZIPUR LAND FILL SITE

Report No.: DPCC/W/LF/2021/3191

Dated: 24/6/2021

Date of monitoring: - 19/03/2021

S. No	Sampling Location	pH	TDS (mg/l)	Cl (mg/l)	Hardness as CaCO <sub>3</sub> (mg/l)	Ca as Ca (mg/l)	SO <sub>4</sub> (mg/l)	Turbidity (NTU)	Nitrate (mg/l)	Fluoride (mg/l)	Zn (mg/l)	Fe (mg/l)	Pb (mg/l)	Cu (mg/l)	Cr (mg/l)	Ni (mg/l)	Cd (mg/l)
Desirable Limit for Drinking Water		6.5-8.5	500	250	300	75	200	5	45	1	5	0.3	0.05	0.05	0.05	-	0.01
1.	Gazipur Dairy Farm, Gali No.-4	6.54	673	305	420	32	939	NIL	47	-	ND	ND	ND	ND	ND	ND	ND
2.	Gazipur Dairy near Masjid	6.98	680	101	740	72	968	NIL	21	-	0.51	0.28	ND	ND	ND	ND	ND
3.	Gazipur Landfill Site Near Entry Gate	6.56	915	215	780	232	719	NIL	28	-	0.96	0.10	ND	ND	ND	ND	ND
4.	Fish Market Landfill site Gazipur	7.15	905	194	710	208	883	NIL	34	-	0.04	0.09	ND	ND	ND	ND	ND

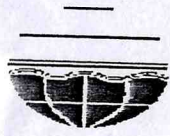
*M. Mishra*

(Sr. Scientist)

✓ I.T. Cell

*A. Sharma*

(Sr. Scientific Assistant)



# DELHI POLLUTION CONTROL COMMITTEE

## Water Laboratory

4<sup>th</sup> Floor I.S.B.T. Building Kashmiri Gate Delhi-6

visit us at : <http://dpcc.delhigovt.nic.in>

### ANALYSIS REPORT OF GROUND WATER NEARBY BHALSWA LAND FILL SITE

Report No.: DPCC/W/LF/2021/3192

Dated: 24/6/2021

Date of monitoring: - 18/03/2021

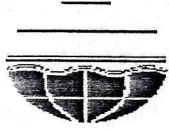
S. No	Sampling Location	pH	TDS (mg/l)	Cl (mg/l)	Hardness as CaCO <sub>3</sub> (mg/l)	Ca as Ca (mg/l)	SO <sub>4</sub> (mg/l)	Turbidity (NTU)	Nitrate (mg/l)	Fluoride (mg/l)	Zn (mg/l)	Fe (mg/l)	Pb (mg/l)	Cu (mg/l)	Cr (mg/l)	Ni (mg/l)	Cd (mg/l)
Desirable Limit for Drinking Water		6.5-8.5	500	250	300	75	200	5	45	1	5	0.3	0.05	0.05	0.05	-	0.01
1.	Bhalswa Sanjay Gandhi Transport	6.93	1760	690	480	80	561	NIL	32	-	0.98	0.18	ND	ND	ND	ND	ND
2.	Bhalswa Dairy	6.90	2700	1270	250	368	481	NIL	36	-	0.80	1.76	ND	ND	ND	ND	ND
3.	Bhalswa landfill site	6.54	3560	2685	1970	88	1015	NIL	51	-	2.50	0.45	ND	ND	ND	ND	ND
4.	Bhalswa Janta Colony	7.35	1660	675	550	12	903	NIL	32	-	0.89	1.2	ND	ND	ND	ND	ND

*Mishra*

(Sr. Scientist)

*[Signature]*

(Sr. Scientific Assistant)



## DELHI POLLUTION CONTROL COMMITTEE

### Water Laboratory

4<sup>th</sup> Floor I.S.B.T. Building Kashmiri Gate Delhi-6

visit us at : <http://dpcc.delhigovt.nic.in>

### ANALYSIS REPORT OF GROUND WATER NEARBY OKHLA LAND FILL SITE

Report No.: DPCC/W/LF/2021/3193

Dated: 24/6/2021

Date of monitoring: - 19/03/2021

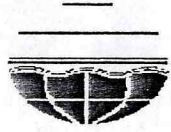
S. No	Sampling Location	pH	TDS (mg/l)	Cl (mg/l)	Hardness as CaCO <sub>3</sub> (mg/l)	Ca as Ca (mg/l)	SO <sub>4</sub> (mg/l)	Turbidity (NTU)	Nitrate (mg/l)	Fluoride (mg/l)	Zn (mg/l)	Fe (mg/l)	Pb (mg/l)	Cu (mg/l)	Cr (mg/l)	Ni (mg/l)	Cd (mg/l)
<b>Desirable Limit for Drinking Water</b>		<b>6.5-8.5</b>	<b>500</b>	<b>250</b>	<b>300</b>	<b>75</b>	<b>200</b>	<b>5</b>	<b>45</b>	<b>1</b>	<b>5</b>	<b>0.3</b>	<b>0.05</b>	<b>0.05</b>	<b>0.05</b>	<b>-</b>	<b>0.01</b>
1.	Okhla Landfill Site	7.10	974	755	850	208	358	NIL	32	-	2.5	0.12	ND	ND	ND	ND	ND
2.	ESI Hospital Okhla	7.50	307	85	290	152	468	NIL	26	-	0.5	0.08	ND	ND	ND	ND	ND
3.	Okhla Bus Depot	6.92	890	113	1090	116	634	NIL	49	-	1.2	0.45	ND	ND	ND	ND	ND
4.	B.P. Singh Camp Colony, Near Shiv Mandir	6.63	1155	170	780	176	373	NIL	26	-	1.12	0.10	ND	ND	ND	ND	ND

*N. Mishra*

(Sr. Scientist)

*A. A. Aram*

(Sr. Scientific Assistant)



# DELHI POLLUTION CONTROL COMMITTEE

## Water Laboratory

4<sup>th</sup> Floor I.S.B.T. Building Kashmiri Gate Delhi-6

visit us at : <http://dpcc.delhigovt.nic.in>

### ANALYSIS REPORT OF GROUND WATER BAWANA LANDFILL SITE

Dated: 24/6/2021

Report No.: DPCC/W/LF/2021/3194

Date of monitoring: - 18/03/2021

S. No	Sampling Location	pH	TDS (mg/l)	Cl (mg/l)	Hardness as CaCO <sub>3</sub> (mg/l)	Ca as Ca (mg/l)	SO <sub>4</sub> (mg/l)	Turbidity (NTU)	Nitrate (mg/l)	Fluoride (mg/l)	Zn (mg/l)	Fe (mg/l)	Pb (mg/l)	Cu (mg/l)	Cr (mg/l)	Ni (mg/l)	Cd (mg/l)
<b>Desirable Limit for Drinking Water</b>		6.5-8.5	500	250	300	75	200	5	45	1	5	0.3	0.05	0.05	0.05	-	0.01
1.	Main Gate Bawana	7.67	436	75	150	28	419	NIL	18	-	0.12	0.42	ND	ND	ND	2.5	ND
2.	Bawana Village	7.29	3560	775	290	100	887	NIL	48	-	0.86	0.59	ND	ND	ND	1.12	ND
3.	Store Waste to Energy Bawana	6.90	347	40	250	208	470	NIL	38	-	0.78	0.29	ND	ND	ND	1.8	ND
4.	Sec-5, Bawana	6.40	1930	615	780	120	807	NIL	43	-	1.12	0.10	ND	ND	ND	1.76	ND
5.	Sanot Village	6.87	2590	2060	2820	80	864	NIL	26	-	1.10	0.12	ND	ND	ND	1.9	ND

*Mittra*

(Sr. Scientist)

*P. B. Arora*

(Sr. Scientific Assistant)